



Sign in using QR code

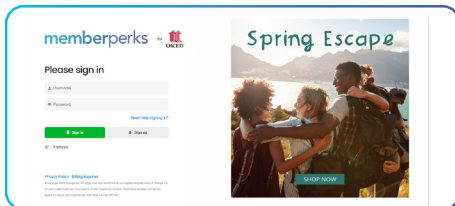
Exciting News!

Save money when you shop!

MemberPerks is an exclusive discount program offered to you by OACETT.




GET STARTED TODAY!



STEP ONE:


Scan the QR code or visit oacett.venngo.com and activate your account.



STEP TWO:

Click "**Sign up**" and follow the instructions.

It's quick and easy!



STEP THREE:

Complete activation by setting up your location for discounts in your area and start saving today!

CHECK OUT THESE BRANDS



MemberPerks is available as Venngo in the App Store or Playstore.

oacett.venngo.com



memberperks





Sign in using QR
code

MEMBERPERKS FAQ

What is MemberPerks?

As part of your benefits package, Oacett is offering MemberPerks to you and your family, a premium discount program with categories such as automobiles, electronics, entertainment, fashion, food & drink, health, home & living, pets, sports & recreations, and travel essentials across North America.

How can I use MemberPerks?

You can use MemberPerks on your personal desktop/mobile app, or simply in-store. MemberPerks is intuitive, you can make it your own by saving addresses that matter to you, so that when you are on the move, you can see what perks are available where you are. You can mark your favourite brands, so when perks are available, you'll be the first to know. Additionally, you can share the perks with up to five family members by inviting them on the app.

Why use MemberPerks?

You have access to a large number of locations from big brands to local shops across all of Canada, offering real discounts. MemberPerks offers frequent short-term promotions to help you save even more. Perks are highlighted on the app during festive seasons to make sure you don't miss any hot deals! New perks are added on a regular basis. The support team is readily available for all your questions and issues.

How does the Venngo Browser Extension work?

When installed, the browser will automatically detect when perks are available, and you can simply click on the notifications to use the perk. Follow the browser extension instructions to help you set up the browser extension.

Need help? Have questions?

Contact our support team by email or visit our help centre: Mon-Fri 9:00am-5:00pm EST



support@venngo.com



helpcentre.venngo.com/en

oacett.venngo.com



memberperks®

for





Sign in using QR code

I forgot my password.

You can request to have your password reset.

1. Please visit oacett.venngo.com by typing the address into your browser.
2. Click the **“Need help signing in?”** link located in the sign in pod at the top of the page.
3. In the **“forgot your password”** pod enter your MemberPerks® account email address in the **“Enter your email address”** field.
4. An email will be sent to you with the instructions and a link to create a new password for your account.

I forgot my username.

To request your account name:

1. Please visit oacett.venngo.com by typing the address into your browser.
2. Click the **“Need help signing in?”** link located in the sign in pod at the top of the page.
3. In the **“forgot your username?”** pod enter your MemberPerks® account email address in the **“Enter your email address”** field.
4. An email will be sent to you with your account information.

I forgot my username and password, how can I log in?

You can reach out to your HR representative or simply go your site and click **“need help signing in?”** and fill in the information required. You can also contact us via the help centre, if the above steps don't work.

The image displays three screenshots of the MemberPerks for OACETT login interface. The first screenshot shows the main sign-in page with fields for Username and Password, a 'Sign in' button, a 'Sign up' button, and a 'Need help signing in?' link. The second screenshot shows the 'Forgot your password?' section with a 'Submit' button. The third screenshot shows the 'Forgot your username?' and 'Need your activation code?' sections, both with 'Submit' buttons. A QR code and 'Sign in using QR code' text are visible in the top right corner of the overall image.